



3-DAY LEAD TIME

CLEAR
DESIGN

SEATING

Office-Wide Solutions

TASK



Standard: Black Seat Cushions

Available on 3-day lead time.
Custom-fabric seat cushions
available on extended lead time.

N7000 | THE RAZOR

- Height- and depth-adjustable lumbar support
- Height- and depth-adjustable arms
- Pneumatic height-adjustable seat
- Synchro-tilt mechanism with tension control
- 4-Position tilt-lock mechanism

OVERALL W 22" **D** 26" **H** 43"-45.5"

SEAT W 20" **D** 18" **H** 17"-19.5"

ARM H +8"

CAPACITY 300 lbs

FABRIC 1 yd



N6000 | THE FUSION

- Height- and width-adjustable arms
- Pneumatic height-adjustable seat
- Synchro-tilt mechanism with tension control
- Upright-position tilt-lock mechanism

OVERALL W 28" **D** 22" **H** 36"-40"

SEAT W 21" **D** 19" **H** 17"-21"

ARM H +6"-8.5"

CAPACITY 300 lbs

FABRIC 0.75 yd



N5000 | THE EPIC

- Height-adjustable lumbar support
- Height-adjustable arms
- Pneumatic height-adjustable seat
- Back-tilt mechanism with tension control

OVERALL W 25" **D** 23" **H** 37"-41"

SEAT W 20" **D** 20" **H** 17"-21"

ARM H +7.5"-10.25"

CAPACITY 300 lbs

FABRIC 1 yd



COLLABORATIVE

N979 | THE VOGUE (HIGH BACK)

- Fixed arms
- Pneumatic height-adjustable seat
- Tilt mechanism with tension control
- 4-position tilt-lock mechanism

OVERALL W 22" **D** 26" **H** 43"-45.5"

SEAT W 20" **D** 18" **H** 17"-19.5"

ARM H +8"

CAPACITY 300 lbs



N977 | THE VOGUE (MID BACK)

- Fixed arms
- Pneumatic height-adjustable seat
- Tilt mechanism with tension control
- 4-position tilt-lock mechanism

OVERALL W 22" **D** 26" **H** 36"-39"

SEAT W 20" **D** 18" **H** 17"-19.5"

ARM H +8"

CAPACITY 300 lbs



N2000 | THE ICE

- Fixed arms
- Breathable mesh back
- Folding seat for nesting
- Casters

OVERALL W 22" **D** 23" **H** 31"

SEAT W 16.5" **D** 17" **H** 18"

ARM H +7"

CAPACITY 275 lbs

FABRIC 0.75 yds



MULTIPURPOSE



Standard: Black Seat Cushions

Available on 3-day lead time.
Custom-fabric seat cushions
available on extended lead time.

N899 | THE KULE 2

- Fixed arms
- Breathable mesh back
- Foam seat
- Stackable up to 5 chairs high

OVERALL W 22" **D** 26" **H** 43"-45.5"

SEAT W 20" **D** 18" **H** 17"-19.5"

ARM H +8"

CAPACITY 300 lbs

FABRIC 0.75 yds



N33PK | THE BLAZE

- Contoured, flexible seat
- Lightweight design
- Carry handle
- Variety of colors and accessories
- Stackable up to 6 chairs high

OVERALL W 21.25" **D** 23.25" **H** 33.5"

SEAT W 17.5" **D** 18" **H** 17"

ARM H +9"

CAPACITY 275 lbs



N33BH | THE BLAZE (BAR STOOL)

- Contoured, flexible seat
- Lightweight design
- Carry handle
- Variety of colors and accessories
- Stackable up to 6 chairs high

OVERALL W 23.25" **D** 25.375" **H** 45.25"

SEAT SEAT W 17.5" **D** 18" **H** 29"

ARM H +9"

CAPACITY 275 lbs



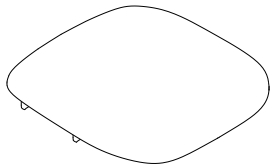
ACCESSORIES



Additional Information

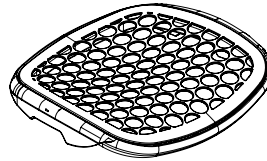
For pricing and other details, please refer to the Price List & Specs Guide.

The Blaze Chair & Bar Stool



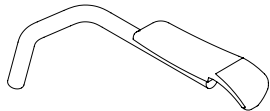
N33SC
CUSHION SEAT

Replaces stock seat with black soft, cushioned seat



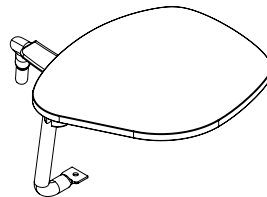
N33MS
MESH SEAT

Replaces stock seat with black mesh seat



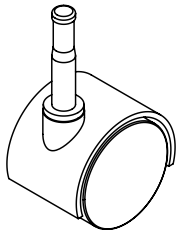
N33AR
ARMREST KIT

Adds 2 armrests



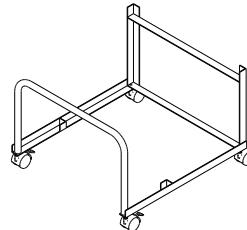
N33WT
TABLET ARM KIT*

Swivels and stows; adds black tablet arm to right side and armrest to left side



N33CI
CASTER KIT*

Replaces stock glides with 4 black hard casters



NM33A
TROLLEY*

Stacks 25 chairs

All Task & Conference Chairs



DK1
DRAFTING STOOL KIT**

Adds 8" to minimum height and 14" to maximum height

* Not compatible with bar stool

** Invalidates BIFMA certification